
































Name _____

Thanksgiving Patterns

| | | | | | |
|---|---|---|---|---|--|
|  |  |  |  |  | |
|  |  |  |  |  | |
|  |  |  |  |  | |
|  |  |  |  |  | |
|  |  |  |  |  | |
|  |  |  |  |  | |







































Directions: Cut and paste the pictures below to complete the patterns.



SOLUTION

Thanksgiving Patterns

| | | | | | |
|---|---|---|---|---|---|
|  |  |  |  |  |  |
|  |  |  |  |  |  |
|  |  |  |  |  |  |
|  |  |  |  |  |  |
|  |  |  |  |  |  |
|  |  |  |  |  |  |